

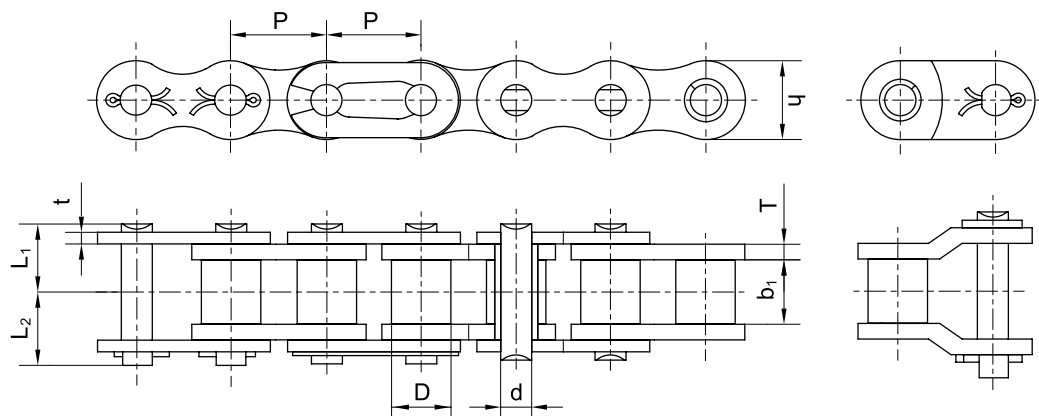
BW ROLLER CHAIN

SIZES AND DIMENSIONS



BS Standard - Short Pitch Roller Chain

Single Strand / Drive Chain



BS Chain No.	Pitch	Width Between Inner Plate	Roller Diameter	Pin Diameter	Pin Length		Inner Plate Depth	Plate Thickness	Ultimate Tensile Strength	Average Tensile Strength	Weight per meter
	P	b₁ min	D max	d	L₁	L₂	h	t/T	Q min	Q₀	q
	mm	mm	mm	mm	mm		mm	mm	kN	kN	kg/m
05B-1	8	3	5	2.31	3.9	4.8	7	0.75	4.4	5.9	0.19
06B-1	9.525	5.72	6.35	3.28	6.27	7.23	8.2	1.0/1.27	8.9	10.5	0.39
08B-1	12.7	7.75	8.51	4.45	8.5	9.9	11.8	1.65	17.8	20.5	0.75
10B-1	15.875	9.65	10.16	5.08	9.6	10.9	14.6	1.65	22.2	27.5	0.95
12B-1	19.05	11.68	12.07	5.72	11	12.4	16	1.8	28.9	32.5	1.22
16B-1	25.4	17.02	15.88	8.28	17.65	19.05	20.9	3.2/4	60	71	2.8
20B-1	31.75	19.56	19.05	10.19	20.2	23.8	26	3.6/4.5	95	107	3.9
24B-1	38.1	25.4	25.4	14.63	26.65	31.05	33	5/6	160	178	7.13
28B-1	44.45	30.99	27.94	15.9	32.55	36.45	36.7	6.2/7.5	200	225	9.36
32B-1	50.8	30.99	29.21	17.81	32.8	37.2	41.9	6.2/7	250	278	9.94



Connecting Type: The series less than 16B (including 16B) is preferred for spring clip type;
The series larger than 20B (including 20B) is preferred for cottered type.

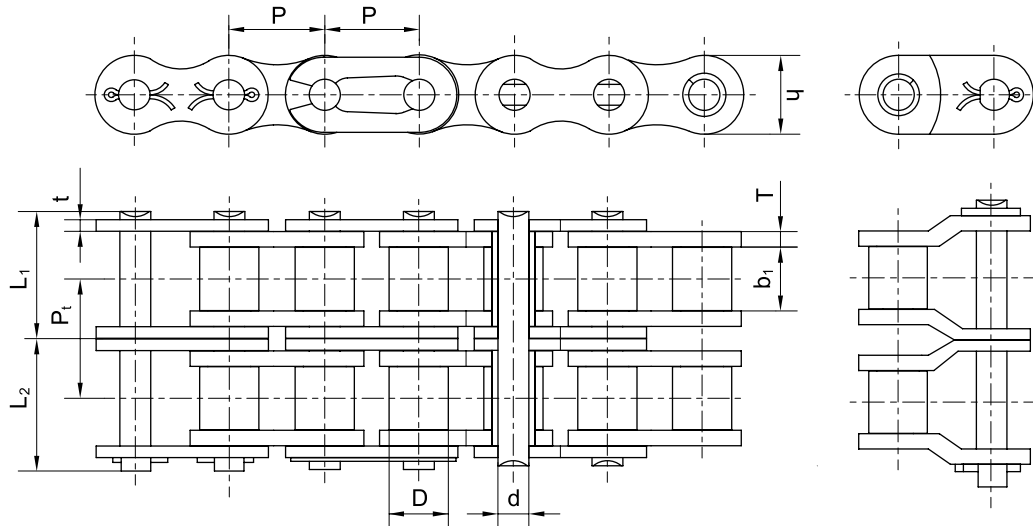
BW ROLLER CHAIN

SIZES AND DIMENSIONS



BS Standard - Short Pitch Roller Chain

Double Strand / Drive Chain



BS Chain No.	Pitch	Width Between Inner Plate	Roller Diameter	Pin Diameter	Pin Length		Inner Plate Depth	Plate Thickness	Transverse Pitch	Ultimate Tensile Strength	Average Tensile Strength	Weight per meter
	P	b₁ min	D max	d	L₁	L₂	h	t/T	P_t	Q min	Q₀	q
	mm	mm	mm	mm	mm		mm	mm		kN	kN	kg/m
05B-2	8	3	5	2.31	6.75	7.59	7	0.75	5.64	7.8	10.2	0.38
06B-2	9.525	5.72	6.35	3.28	11.4	12.4	8.2	1.0/1.27	10.24	16.9	18.9	0.74
08B-2	12.7	7.75	8.51	4.45	15.5	16.9	11.8	1.65	13.92	31.1	37	1.47
10B-2	15.875	9.65	10.16	5.08	17.9	19.3	14.6	1.65	16.59	44.5	53.8	1.88
12B-2	19.05	11.68	12.07	5.72	20.75	22.15	16	1.8	19.46	57.8	65.3	2.42
16B-2	25.4	17.02	15.88	8.28	33.6	35	20.9	3.2/4	31.88	106	128.3	5.54
20B-2	31.75	19.56	19.05	10.19	38.45	42.05	26	3.6/4.5	36.45	170	210	7.71
24B-2	38.1	25.4	25.4	14.63	50.85	55.25	33	5/6	48.36	280	313.6	14.09
28B-2	44.45	30.99	27.94	15.9	62.35	66.15	36.7	6.2/7.5	59.56	360	403.2	18.49
32B-2	50.8	30.99	29.21	17.81	62.05	66.45	41.9	6.2/7	58.55	450	504	19.59

Connecting Type: The series less than 16B (including 16B) is preferred for spring clip type;
The series larger than 20B (including 20B) is preferred for cottered type.



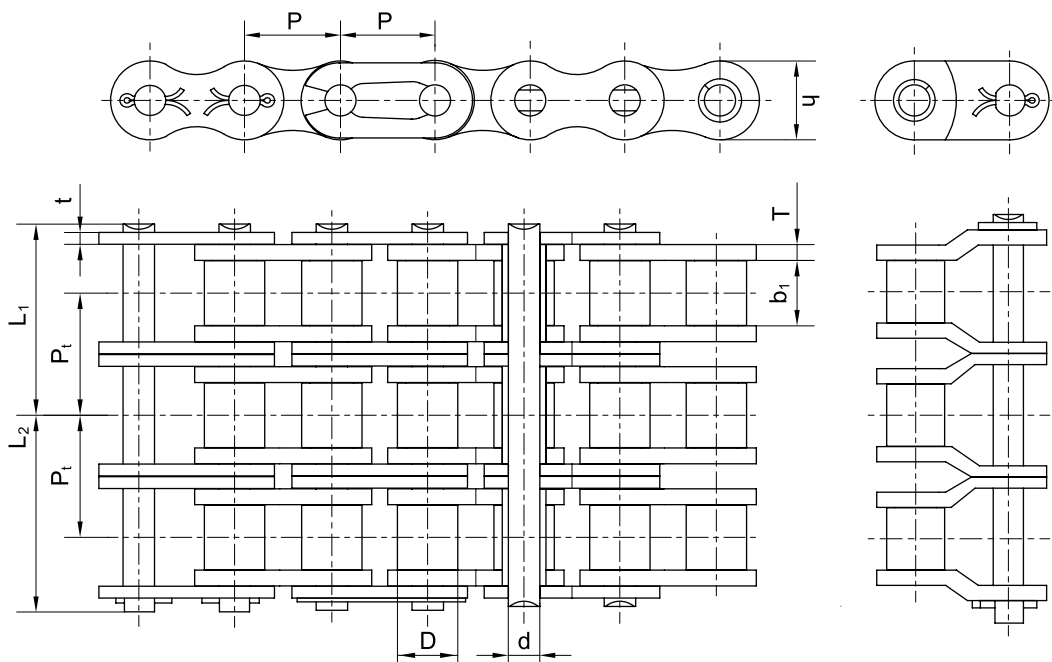
BW ROLLER CHAIN

SIZES AND DIMENSIONS



BS Standard - Short Pitch Roller Chain

Triple Strand / Drive Chain



BS Chain No.	Pitch	Width Between Inner Plate	Roller Diameter	Pin Diameter	Pin Length		Inner Plate Depth	Plate Thickness	Transverse Pitch	Ultimate Tensile Strength	Average Tensile Strength	Weight per meter
	P	b _{1 min}	D _{max}	d	L ₁	L ₂	h	t/T	P _t	Q _{min}	Q ₀	q
	mm	mm	mm	mm	mm		mm	mm		kN	kN	kg/m
05B-3	8	3	5	2.31	9.55	10.45	7	0.75	5.64	11.1	13.8	0.56
06B-3	9.525	5.72	6.35	3.28	16.5	17.5	8.2	1.0/1.27	10.24	24.9	30.1	1.1
08B-3	12.7	7.75	8.51	4.45	22.45	23.85	11.8	1.65	13.92	46.65	56	2.18
10B-3	15.875	9.65	10.16	5.08	26.2	27.6	14.6	1.65	16.59	66.7	83.4	2.82
12B-3	19.05	11.68	12.07	5.72	30.5	31.9	16	1.8	19.46	86.7	99.7	3.41
16B-3	25.4	17.02	15.88	8.28	49.55	50.95	20.9	3.2/4	31.88	160	200	8.28
20B-3	31.75	19.56	19.05	10.19	56.65	60.25	26	3.6/4.5	36.45	250	287.5	11.53
24B-3	38.1	25.4	25.4	14.63	75.05	79.45	33	5/6	48.36	425	488.8	20.79
28B-3	44.45	30.99	27.94	15.9	92.15	96.05	36.7	6.2/7.5	59.56	520	592.8	27.78
32B-3	50.8	30.99	29.21	17.81	91.35	95.75	41.9	6.2/7	58.55	507	578.1	29.25



Connecting Type: The series less than 16B (including 16B) is preferred for spring clip type;
The series larger than 20B (including 20B) is preferred for cottered type.